

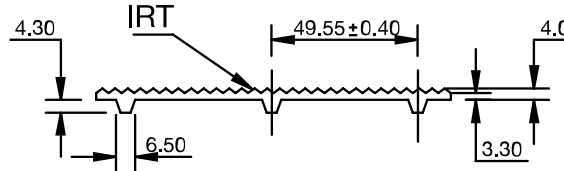


**FMB-DD-IRT**

**DualDrive™, Bottom- Smooth, Top-IRT (Impression Roof Top)**

Material:	Volta MB	
Color (Indicative only)	Blue	
Hardness:	53D	
Temp. Range (C°):	-20°C to 70°C	
Temp. Range (F°):	-5°F to 158°F	
Certification:	FDA/USDA/USDA Dairy /EU Approved	

Coefficient of friction (Dry):	
Steel:	0.5
Stainless Steel:	0.5
UHMW:	0.28



<b>Product:</b>	<b>FMB-4-DD-IRT</b>
<b>Belt Thickness:</b>	4mm
<b>Belt Weight (kg/ m<sup>2</sup>):</b>	4.60 kg/m <sup>2</sup>
<b>Belt Weight (lb/ ft<sup>2</sup>):</b>	0.94 lb/ft <sup>2</sup>
<b>Belt Min Pulley Diameter (mm) (Normal Flex)</b>	100mm
<b>Belt Min Pulley Diameter (mm) (Back Flex)</b>	120mm
<b>Belt Min Pulley Diameter (Inch) (Normal Flex)</b>	4"
<b>Belt Min Pulley Diameter (Inch) (Back Flex)</b>	4.75"
<b>Max Pull Force* (kg/cm width)</b>	6
<b>Max Pull Force* (lb/inch width)</b>	33.60

\*Pull force – According to “Temperature Correction Factor”.

Belt material	Temperature Correction Factor													
	30°C/ 86°F	40°C/ 104°F	45°C/ 113°F	50°C/ 122°F	55°C/ 131°F	60°C/ 140°F	65°C/ 149°F	70°C/ 158°F	75°C/ 167°F	80°C/ 176°F	85°C/ 185°F	90°C/ 194°F	95°C/ 203°F	100°C/ 212°F
<b>M - 53D Shore</b>	1	0.92	0.83	0.75	0.72	0.65	0.60	0.56	0.54	0.52	0.47	0.42	0.38	0.35

- English dimensions have been converted from Metric measurements.
- All values are nominated and to the best of our experience are true and accurate.

The belt can also be driven on existing modular belt sprocket sizes:

- 8 teeth-132mm/5.2"
- 10 teeth-165mm/6.5"

### Sprocket Guidelines & Fabrication Options

Belt Type	FMB/FMW/FMB-Blue02 – 3- DD FMB/FMW-3-DD-ITM2;FMB-3-DD-ITO50	
MPD Base Belt	80mm	3¼"

FMB – 4 - DD	
120mm	4¾"

**Minimum Sprocket Diameter for V-Flights**

Electrode	120mm	4.72"
VLC/VLB 10	130mm	5.12"
VLC/VLB 13	140mm	5.51"
VLC/VLB 17	155mm	6.1"

150mm	5.9"
170mm	6.7"
180mm	7.08"
195mm	7.68"

**Minimum Sprocket Diameter for Electrode Welded Flights**

Single Electrode 7	125mm	4.92"
Single Electrode 9	140mm	5.51"
Double Electrode 7	165mm	6.5"
Double Electrode 9	NR	

150mm	5.9"
165mm	6.5"
190mm	7.48"
NR	

**Minimum Sprocket Diameter for High Frequency Welded Flights**

App. Temperature	Temp ≥ 0° C / 32° F		Temp < 0° C / 32° F	
Flight 3 – 5 mm	101mm	3.97"	151mm	5.94"
Flight 6 – 8 mm	128mm	5.04"	180mm	7.09"

Temp ≥ 0° C / 32° F		Temp < 0° C / 32° F	
128mm	5.04"	180mm	7.09"
143mm	5.63"	200mm	7.87"

**Minimum Sprocket Diameter for Based Sidewalls – Normal Flex**

SW-20	130mm	5.12"
SW-30	130mm	5.12"
SW-40	130mm	5.12"
SW-50	130mm	5.12"
SW-60	130mm	5.12"
SW-80	155mm	6.1"
SW-100	210mm	8.27"

145mm	5.7"
145mm	5.7"
145mm	5.7"
145mm	5.7"
145mm	5.7"
155mm	6.1"
210mm	8.27"

**Minimum Sprocket Diameter for Baseless Sidewalls**

	Normal Flex		Back flex	
B-SW 30 : 1.6mm Thick	80mm	3.15"	110mm	4.33"
B-SW 40 : 1.6mm Thick	90mm	3.54"	120mm	4.72"
B-SW 50 : 1.6mm Thick	100mm	3.94"	150mm	5.9"
B-SW 60 : 1.6mm Thick	110mm	4.33"	180mm	7.1"
B-SW 80 : 1.6mm Thick	130mm	5.12"	230mm	9.05"
B-SW 100 : 1.6mm Thick	160mm	6.3"	300mm	11.81"
B-SW 130 : 2mm Thick	210mm	8.27"	400mm	15.75"
B-SW 150 : 2mm Thick	250mm	9.84"	450mm	17.72"

Normal Flex		Back flex	
120mm	4.72"	140mm	5.51"
120mm	4.72"	140mm	5.51"
120mm	4.72"	160mm	6.3"
120mm	4.72"	190mm	7.5"
130mm	5.12"	240mm	9.45"
160mm	6.3"	310mm	12.2"
210mm	8.27"	420mm	16.53"
250mm	9.84"	470mm	18.5"

**Minimum Sprocket Diameter for Two Top Guides**

Guide Type	Normal Flex		Back Flex	
VLB/VLC 13	152mm	5.89"	157mm	6.18"
VLB/VLC 17	178mm	7"	175mm	6.89"
VLB/VLC 22	220mm	8.66"	240mm	9.45"
CLB/CLC 13	130mm	5.11"	147mm	5.79"
CLB/CLC 17	146mm	5.74"	160mm	6.30"
CLB/CLC 22	170mm	6.69"	190mm	7.48"
VSF/VSC 13	132mm	5.19"	141mm	5.55"
VSF/VSC 17	145mm	5.70"	150mm	5.90"
VSF/VSC 22	165mm	6.50"	190mm	7.48"
CSB/CSC 13	116mm	4.57"	134mm	5.27"
CSB/CSC 17	124mm	4.88"	140mm	5.51"

Normal Flex		Back Flex	
194mm	7.64"	199mm	7.83"
218mm	8.58"	215mm	8.46"
262mm	10.31"	288mm	11.34"
172mm	6.77"	189mm	7.44"
186mm	7.32"	200mm	7.87"
212mm	8.35"	234mm	9.21"
174mm	6.85"	183mm	7.20"
185mm	7.28"	190mm	7.48"
205mm	8.07"	237mm	9.33"
158mm	6.22"	176mm	6.93"
164mm	6.45"	180mm	7.09"

NR: Not Recommended

All Inch sizes have been converted from Metric.

**HF& Electrode Welded Flights** - we recommend welding the Flights above the teeth location and not to exceed the tooth base width or can be welded between the teeth as indicated in the DualDrive™ and Mini DualDrive™ Technical Manual.

**Sprockets:** must be equal or larger than the minimum sprocket required.

