




The Next Step in **Belting**



The Art of Fabrications

Conveying Solutions

Volta Belting has created a unique system including tooling to manufacture heat-welded fabrications customized to individual needs.

Guides


All Volta guides are heat-welded, eliminating the use of adhesives. This prevents the guide detaching from the base belt. All Volta guides are durable and withstand abrasion, oils and general wear and tear. Guides are generally seen in one of three configurations:



1. A single center guide on the underside of the belt used to prevent off-tracking.



2. Two parallel guides on, or close to the belt edges on the underside of the belt; common in vegetable processing.



3. Two parallel guides on the top side of the belt used in elevators to maintain belt rigidity.

Guides are made from L, DR, M (LT,MD) and H material (for H belts only) as well as special soft guides from 65A Shore TPE which help reduce the MPD of the belt compared to a standard L or M guide. A further reduction of MPD can be obtained by using cogged guides which are coded C in place of the standard V coding (e.g. CLC in place of VLC).

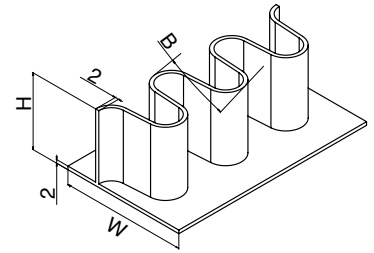
Products	CSB/CSC		VSB/VSC		CL/CLB/CLC			VL/VLB/VLC			CM	VM	CW	VW/VWB	
Shore Hardness	65A		65A		80A			80A			90A	90A	40D	40D	
Color	Blue	Clear	Blue	Clear	Brown	Blue	Clear	Brown	Blue	Clear	Red	Red	White	White	Blue
Cogged	Yes		No		Yes			No			Yes	No	Yes	No	
Certifications	Yes		Yes		Yes			Yes			Yes	Yes	Yes	Yes	
Compatible with	M/L Family Type Belts		M/L Family Type Belts		M/L Family Type Belts			M/L Family Type Belts			M/L Family Type Belts		H Family Type Belts	H Family Type Belts	

Size (mm)		Add To Base Belt Minimum Pulley Diameter (Normal Flex)									
Width	Height										
6	4	NA	15	NA	25	NA	NA	NA	NA	NA	NA
8	5.20	20	25	30	40	NA	60	NA	60	NA	60
10	6	22	30	35	45	NA	65	NA	70	NA	70
13	8	28	35	40	50	60	85	NA	80	NA	80
17	11.50	40	50	60	75	85	115	85	110	85	110
20	12.50	NA	NA	NA	85	NA	125	NA	NA	NA	NA
22	14.50	NA	65	75	100	110	145	110	150	110	150

Notes: CLB-not available in 22mm | CLC-not available in 8&22mm. | VWB-not available in 8mm,10mm,20mm & 22 mm.
Special guides available for Low Temperature (LT), for Metal Detectable (MD) and for Hydrolysis & Chemical resistant (DR) belts.

Sidewalls

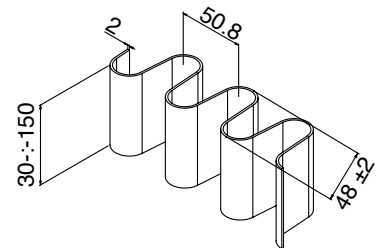
Volta offers a classic “wavy” style sidewall in two versions: Based sidewall which can be delivered as a stand alone for fabrication by customer, using a Sidewall trolley and Baseless sidewall which comes welded on the base belt from the factory. In addition, there is a Flat version welded by HF to the base belt.



Based Sidewalls - SW

Type	SW-20		SW-30		SW-40		SW-50		SW-60		SW-80		SW-100	
mm/inch	mm	inch	mm	inch	mm	inch	mm	inch	mm	inch	mm	inch	mm	inch
Height	20	13/16	30	1 1/4	40	1 1/2	50	2	60	2 3/8	80	3 1/8	100	4
Base Width: W	40	1 1/2	40	1 1/2	40	1 1/2	70	2 3/4	70	2 3/4	70	2 3/4	70	2 3/4
Wave Width: B	18	5/7	18	5/7	18	5/7	34	1 5/16	34	1 5/16	34	1 5/16	34	1 5/16
Minimum Pulley Diameter (Normal Flex)														
Belt Thickness	mm	inch	mm	inch	mm	inch	mm	inch	mm	inch	mm	inch	mm	inch
2	95	3 3/4	95	3 3/4	100	4	NR		NR		NR		NR	
2.5	100	4	100	4	110	4 3/8	NR		NR		NR		NR	
3	105	4 1/8	105	4 1/8	115	4 1/2	125	5	130	5 1/8	150	6	200	8
3.2	105	4 1/8	105	4 1/8	115	4 1/2	125	5	130	5 1/8	150	6	200	8
4	110	4 3/8	110	4 3/8	130	5 1/8	130	5 1/8	135	5 3/8	150	6	200	8
5	120	4 3/4	120	4 3/4	135	5 3/8	135	5 3/8	140	5 1/2	150	6	200	8

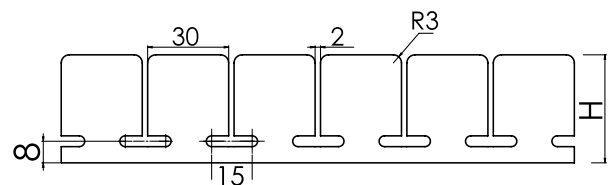
Note: NR - Not Recommended. All sidewalls can be ordered in rolls of 100 meter lengths for your in-house use.



Baseless Sidewalls - B-SW

Measurement	mm	inch	mm	inch	mm	inch	mm	inch	mm	inch	mm	inch	mm	inch	mm	inch	
Sidewall Height	30	1 1/4	40	1 1/2	50	2	60	2 3/8	80	3 1/8	100	4	130	5 1/8	150	6	
Sidewall Thickness (mm)	2		2		2		2		2		2		2		2		
Wave Width	48mm+/-2mm																
Minimum Pulley Diameter (Normal Flex)																	
Belt Type	Belt Thickness	mm	inch	mm	inch	mm	inch	mm	inch	mm	inch	mm	inch	mm	inch	mm	inch
Homogeneous 95A Shore or more & all Reinforced Belt Types	2	80	3 1/8	90	3 3/4	100	4	110	4 1/4	NR		NR		NR		NR	
	2.5	80	3 1/8	90	3 3/4	100	4	110	4 1/4	NR		NR		NR		NR	
All Belt Types	3	80	3 1/8	90	3 3/4	100	4	110	4 1/4	130	5 1/8	160	6 1/4	210	8 1/4	250	10
	4	80	3 1/8	90	3 3/4	100	4	110	4 1/4	130	5 1/8	160	6 1/4	210	8 1/4	250	10
	5	100	4	100	4	110	4 1/4	120	4 3/4	150	6	180	7	225	8 55/64	280	11

Note: Minimum distance between sidewalls: 300mm/11.9" (center to center)
Maximum distance between sidewalls: 2000mm/ 78.5" (center to center).
For Reinforced belts add 10% to the table values.
NR - Not Recommended



Flat Sidewalls - F-SW

Material	Volta MW, Beige or MB, Blue
Hardness	95A/46D
Sidewall Thickness	4mm
Sidewall Height	40 - 80mm / 1 1/2" - 3 1/8"
Add to Base Belt MPD*	70mm / 2 3/4"
Temp Range	-5° C to 60° C / 23° F to 140° F
Certification	FDA/USDA/EU

Note: *MPD (minimum pulley diameter) relates to flat sidewall applied with the HF technique. No back flex is possible and therefore cannot be used on L or Z elevators. Flat Sidewall can be applied at a minimum distance of 5mm from the belt edges.

Flights (Cleats)

Volta offers great flexibility and allows you to create the ideal flights to hold your product in place while moving along the production line. Flights increase the MPD of the base belts. Consult before selection.

High Frequency (HF) Welded Cleats/Flights:



Finger arrays

Finger arrays can be HF-welded to provide a gentle capture and transfer of delicate products such as eggs. Available up to 150mm high.



Scoop Cleats/Flights

Acts as a pocket (also used when replacing bucket elevators) on incline conveyors with the scoop section angled at 90° or 65° to the upright section of the cleat. Produced from 3mm to 8mm thick and max.150mm high flat belt material. Scoops can be ordered individually for in-house use.



Gusset

Gussets are welded angles added to flights by HF or electrode welding to prevent flights from flexing under heavy loads. Gussets are made from thick material and their bases must be shaped to prevent pressure on the base belt in transition areas.



Inclined Cleats/Flights

Welded at approx.70° angle that suits your incline application. Produced from 3mm to 8mm thick and max.150mm high flat belt material.



Split Cleats/Flights

Parallel rows of flights used to permit cutting of product and to allow for support on belt return.



Chevrons

'V' or round soft profile used to create flights in different patterns. Chevrons will routinely be made from V- profiles up to size 17mm and 10mm diameter for round.



Straight Cleats/Flights


Flights are made with 3mm to 8mm thick material, and can be HF welded up to 150mm high.

Electrode Welded Flights

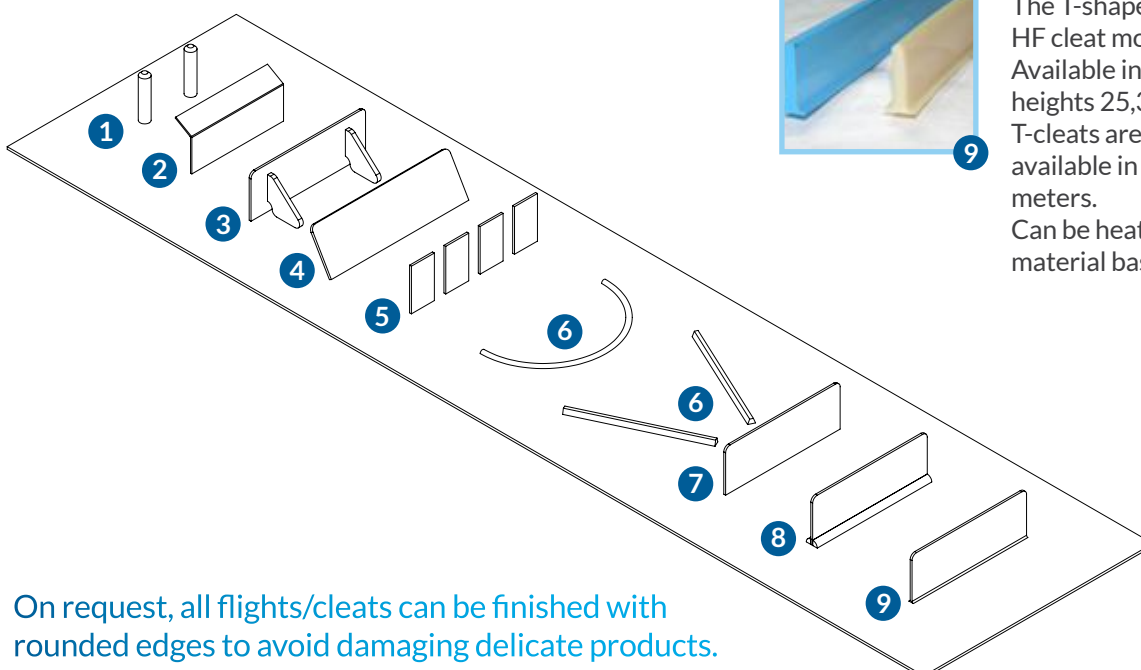


Electrode welding can be used to provide extra rigidity. Consult with Volta regarding the effect on Minimum Pulley Diameter.

T-Cleats



Available for your in-house use. The T-shape foot is suited to many HF cleat mold designs. Available in beige and blue at heights 25,30,40 and 50mm. T-cleats are 4mm thick and available in standard strips of 2.15 meters. Can be heat-welded to M and L material base belts.



On request, all flights/cleats can be finished with rounded edges to avoid damaging delicate products.



Perforations


Volta is able to offer perforations in almost any pattern and with almost any shape of hole. Most perforations are simple round holes and Volta recommends to stagger alternate rows to avoid weak lines on the base belt. For round holes, perforations must be Ø3.5mm or larger. Other shapes are subject to confirmation. Hole size should be taken into account the product being conveyed and should be small enough to avoid product being trapped in the perforations. Perforations should finish at a distance from the belt edges to maintain material strength and belt ends where the welding joint is located are also left free of perforations.




Volta Hinge Lace Systems

Both Volta Universal Lace and Volta RoundFlex™ Lace allows you to easily open and close the belt for cleaning or servicing of the conveyor. Our lace can be used on metal detectors where we provide a polyester connecting pin on request. The Volta laces are compatible with M family belts of 2.5-5mm thickness including all Positive Drive types, SD, MSD, DD and MDD. All Volta belt materials are easy to clean without removing from the conveyor and lace is only to be used where essential.

N.B. In a few cases, a lace joint may be weaker than the belt being joined - consult the relevant literature to ensure the lace fabrication conforms to the required belt strength.



Universal Lace



RoundFlex™ Lace


Volta Fabrications - A Professional Solution




Pace Lines




Special cleats on trough conveyor




Offal/Organ containment belt




Gusset cleats



Cushion belt




RoundFlex™ Lace



Perforated SuperDrive™



Flights/V-Guide ribbing



Elliptical perforations for preventing product loss



Based Sidewall



Flat Sidewall



Baseless Sidewall

