



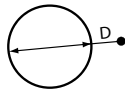
The Next Step in **Belting**



‘V’ & Round Profiles

Conveying Solutions

ROUND



Round	RTB		RFC		RL		RLC		RLB		RLW		RO		ROS		
Color	Blue 10		Clear		Brown		Clear		Blue		White 16		Orange		Orange		
Hardness	72A		76A		80A		80A		80A		80A		83A		83A		
Temp. Range	-40°C to 40°C		-40°C to 50°C		-40°C to 55°C		-40°C to 55°C		-40°C to 55°C		-40°C to 55°C		-40°C to 55°C		-40°C to 55°C		
CoF (Steel)	0.85		0.65		0.55		0.55		0.55		0.55		0.55		0.55		
Certifications	Yes		Yes		Yes		Yes		Yes		Yes		Yes		Yes		
Diameter	MPD		PF kg		MPD		PF kg		MPD		PF kg		MPD		PF kg		
	Inch	mm	(mm)	(1%)	(mm)	(1%)	(mm)	(1%)	(mm)	(1%)	(mm)	(0.5%)	(mm)	(1%)	(mm)	(0.3%)	
5/64	2				15	0.06	15	0.06					15	0.06			
1/8	3	15	0.13				20	0.14	20	0.14	20	0.14			20	0.14	
5/32	4	20	0.23				30	0.25	30	0.25	30	0.25			30	0.25	
3/16	5	25	0.35	25	0.30	35	0.40	35	0.40	35	0.40			34	0.40		
15/64	6						38	0.55									
1/4	6.30	30	0.50			40	0.60	40	0.60	40	0.60			38	0.68	42	4.50
5/16	8	40	0.95	40	0.75	55	1	55	1	55	1			48	1.06	54	5
9/32	9																
3/8	9.50	45	1.13			65	1.40	65	1.40	65	1.40	64	16	57	1.54	64	9.50
25/64	10					70	1.55	70	1.55	70	1.55						
15/32	12																
1/2	12.50	65	2.1			85	2.50	85	2.50	85	2.50	90	18	75	2.72	86	11.40
9/16	14													84	3.43	95	12.30
19/32	15					100	3.50	100	3.50	100	3.50						
5/8	16													95	4.25	108	13.60
23/32	18					120	5.10	120	5.10			125	27				
3/4	19													115	6.11	127	15
25/32	20	110	5.5			140	6.25										
1	25													150	10.60		

Round	RPZ		RPZS		RPD-AS**		RPN*		RPS*		RPB*		RPBS		RM		
Color	Green 05		Green 05		Black		Green 26		Green 26		Blue 17		Blue 17		Red		
Hardness	86A		86A		88A		88A		88A		88A		88A		90A		
Temp. Range	-20°C to 50°C		-20°C to 50°C		-30°C to 60°C		-30°C to 80°C		-30°C to 80°C		-30°C to 80°C		-30°C to 80°C		-30°C to 60°C		
CoF (Steel)	0.50		0.50		0.40		0.38		0.40		0.38		0.40		0.45		
Certifications	No		No		No		No		No		Yes		Yes		Yes		
Diameter	MPD		PF kg		MPD		PF kg		MPD		PF kg		MPD		PF kg		
	Inch	mm	(mm)	(1%)	(mm)	(1%)	(mm)	(1%)	(mm)	(1%)	(mm)	(1%)	(mm)	(1%)	(mm)	(1%)	
5/64	2				20	0.13	19	0.13			19	0.13			20	0.26	
1/8	3	26	0.26			30	0.31	29	0.31			29	0.31			30	0.60
5/32	4	35	0.51			40	0.54	38	0.54	40	8	38	0.54	40	8	40	1
3/16	5	45	0.80			50	0.85	48	0.85	50	11	48	0.85	50	10	50	1.60
15/64	6	54	1.16			60	1.22	57	1.22	60	16	57	1.22	60	16		
1/4	6.30															60	2.60
9/32	7	63	1.56					67	1.67	70	18						
5/16	8	72	2.05	75	16.8	80	2.18	76	2.18	80	19	76	2.18	80	19	80	4.20
9/32	9	80	2.64					86	2.75	90	21						
3/8	9.50															95	5.90
25/64	10	89	3.20	95	19.5			95	3.40	100	22	95	3.40	100	22		
15/32	12	108	4.65	112	23			114	4.90	120	26	114	4.90	120	26		
1/2	12.50											119	5.30			125	10.10
19/32	15	135	7.25	140	24			143	7.65	150	27	143	7.65	150	27	150	14.60
23/32	18	160	10.20					171	11	180	37	171	11			180	21
25/32	20	180	12.50					190	13.6							200	25.90
7/8	22															220	31.30


Notes: * RPB - RPN- RPS - check if the profile is available in Textured or Smooth version. For Rough version please contact Volta to check availability.

** RPD-AS: ESD - ratio 10⁹-10¹⁰ OHMS per square.

Round		RMDS**		RMW		RMWN		RH		RHN		RCW*	
Color		Black		Beige		White		Yellow		White		White	
Hardness		95A		95A		95A		100A		100A		63D	
Temp. Range		-30°C to 60°C		-30°C to 60°C		-30°C to 60°C		-20°C to 75°C		-20°C to 75°C		-20°C to 75°C	
CoF (Steel)		0.36		0.36		0.36		0.28		0.28		0.27	
Certifications		No		Yes		Yes		Yes		Yes		Yes	
Diameter		MPD (mm)	PF kg (1%)	MPD (mm)	PF kg (0.5%)	MPD (mm)	PF kg (0.5%)	MPD (mm)	PF kg (1%)	MPD (mm)	PF kg (1%)	MPD (mm)	PF kg (0.5%)
Inch	mm												
5/64	2							40	0.60				
1/8	3							60	1.40				
5/32	4							80	2.50				
3/16	5							100	3.90				
15/64	6												
1/4	6.30			75	10	75	10	125	6.20			100	13
9/32	7												
5/16	8			95	17			160	10				
9/32	9												
3/8	9.50			110	18			190	14			150	20
25/64	10												
15/32	12												
1/2	12.50	150	60	150	28			250	16	250	16	200	21
9/16	14												
19/32	15			175	30			300	23				
5/8	16												
23/32	18			210	32					360	34		

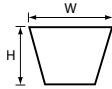
Notes: *RCW - check if the profile is available with Steel, Stainless Steel or Kevlar (Aramid) reinforcement also.
 **RMDS - High UV Resistance.

HOLLOW

Hollow		RFC - HL*		RO - HL		RPN - HL		Hollow Connector	
Color		Clear		Orange		Green 26			
Hardness		76A		83A		88A/37D			
Temp. Range		-40° C to 50° C		-40° C to 55° C		-30° C to 80° C			
CoF (Steel)		0.65		0.55		0.50			
Certifications		Yes		Yes		No			
Size (mm)		MPD (mm)	PF kg (1%)	MPD (mm)	PF kg (1%)	MPD (mm)	PF kg (1%)	Availability	
O.D.	I.D.								
4.80	1.80	35	0.29	43	0.37				
6.30	2.40	45	0.49	55	0.63	60	1.15	✓	
8	3.20	55	0.78			75	1.83	✓	
9.50	4	65	1.10	75	1.41	85	2.52	✓	
12.50	5.30	85	1.88	100	2.42	115	4.35	✓	
15*	5.30	100	2.88	120	3.71	150	6.68	✓	
20*	7.80					200	11.34	✓	

Notes: *RFC-HL and RO-HL in 15 mm and 20mm diameter is not standard.
 Index: MPD - Minimum Pulley Diameter - Measurements for **butt welding**. In case of overlap welding please check the MPD with your local distributor.
 PF - Pull Force (Kg) at minimum pretention (%). | CoF - Coefficient of Friction for Smooth Surface.

V-Profiles



V-Profiles		VFC		VL		VLC		VLB		VLW*		VO		VO - GT**		VOS**		
Color		Clear		Brown		Clear		Blue		White 16		Orange		Orange		Orange		
Hardness		76A		80A		80A		80A		80A		83A		83A		83A		
Temp. Range		-40°C to 50°C		-40°C to 55°C		-40°C to 55°C		-40°C to 55°C		-40°C to 55°C		-40°C to 55°C		-40°C to 55°C		-40°C to 55°C		
CoF (Steel)		0.65		0.55		0.55		0.55		0.55		0.55		0.55		0.55		
Certifications		Yes		Yes		Yes		Yes		Yes		Yes		Yes		Yes		
Inch size	Size (mm)		MPD (mm)	PF kg (1%)	MPD (mm)	PF kg (1%)	MPD (mm)	PF kg (1%)	MPD (mm)	PF kg (1%)	MPD (mm)	PF kg (0.5%)	MPD (mm)	PF kg (1%)	MPD (mm)	PF kg (1%)	MPD (mm)	PF kg (0.5%)
	Width	Height																
Y	6	4	20	0.28	25	0.30			25	0.30								
M	8	5.20	25	0.49	40	0.70			40	0.70								
3L	9.50	5.50	30	0.64									45	0.90			40	10
Z	10	6.50			45	1	45	1	45	1								
A	13	8	40	1.23	50	1.60	50	1.60	50	1.60	50	12	50	1.60			53	12
B	17	11.50			75	2.90	75	2.90	75	2.90	75	18	75	2.90	75	2.90	72	17
-	20	12.50			85	3.90												
C	22	14.50			100	4.80	100	4.80	100	4.80	100	22	100	4.60	100	4.60	100	22
-	25	16.50			110	6.30												
D	32	21.50			145	10.40					145	24	145	10.40				
E	40	27			180	16.30												

V-Profiles		VPZ		VPZS		VPN		VPNS		VPF		VPFS		
Color		Green 05		Green 05		Green 26		Green 26		Beige		Beige		
Hardness		86A/35D		86A/35D		88A/37D		88A/37D		88A/37D		88A/37D		
Temp. Range		-20°C to 50°C		-20°C to 50°C		-30°C to 60°C		-30°C to 60°C		-30°C to 60°C		-30°C to 60°C		
CoF (Steel)		0.40		0.40		0.38		0.38		0.38		0.38		
Certifications		No		No		No		No		Yes		Yes		
Inch size	Size (mm)		MPD (mm)	PF kg (1%)	MPD (mm)	PF kg (1%)	MPD (mm)	PF kg (1%)	MPD (mm)	PF kg (1%)	MPD (mm)	PF kg (1%)	MPD (mm)	PF kg (1%)
	Width	Height												
A	13	8	72	3.30	88	26	76	3.50	92	28	76	3.50	92	28
B	17	11.50	103	6.10	112	39	110	6.40	118	43	110	6.40	118	43
-	20	12.50												
C	22	14.50	130	10	142	44	138	10.50	150	49	138	10.50	150	49
-	25	16.50									155	16.80		

V-Profiles		VMF		VM		VMB		VMW***		VMW-NK****		VH		VHB		
Color		Beige		Red		Blue		Beige		Beige		Yellow		Blue 16		
Hardness		90A/40D		90A/40D		90A/40D		95A/46D		95A/46D		100A/55D		100A/55D		
Temp. Range		-30°C to 60°C		-30°C to 60°C		-30°C to 60°C		-30°C to 60°C		-30°C to 60°C		-20°C to 75°C		-20°C to 75°C		
CoF (Steel)		0.45		0.45		0.45		0.36		0.36		0.28		0.28		
Certifications		Yes		Yes		Yes		Yes		Yes		Yes		Yes		
Inch size	Size (mm)		MPD (mm)	PF kg (1%)	MPD (mm)	PF kg (1%)	MPD (mm)	PF kg (1%)	MPD (mm)	PF kg (1%)	MPD (mm)	PF kg (1%)	MPD (mm)	PF kg (1%)	MPD (mm)	PF kg (1%)
	Width	Height														
M	8	5.20			60	3										
Z	10	6.50	65	4.10	65	4.10					75	25	130	6.60		
A	13	8	80	6.70	80	6.70			75	28	100	33	160	10.70		
B	17	11.50	115	12.10	115	12.10	115	12.10	110	58	140	60	230	19.50	230	19.50
-	20	12.50			125	15.90										
C	22	14.50	145	20	145	20			130	72	200	80	290	32		
-	25	16.50			165	25.90					210	90				
D	32	21.50			215	43					270	110				
E	40	27			270	67.30										

Notes: * VLW-32 - Height 19mm.
 ** VO-GT, VOS - Inch sizes only.
 *** VMW - Cogged. | ****VMW - NK - Not Cogged.
 VMW-NK-32 Height - 20mm.

Ridge-Top



Ridge-Top			VL-RT		VLW-RT		VMP-RT		VPZ-RT		VPZS-RT	
Color			Brown		White 16		Red		Green 05		Green 05	
Hardness			80A		80A		86A/35D		86A/35D		86A/35D	
Temp. Range			-40°C to 55°C		-40°C to 55°C		-30°C to 60°C		-20°C to 50°C		-20°C to 50°C	
CoF (Steel)			0.55		0.55		0.38		0.40		0.40	
Certifications			Yes		Yes		Yes		No		No	
Inch size	Size (mm)		MPD (mm)	PF kg (1%)	MPD (mm)	PF kg (0.5%)	MPD (mm)	PF kg (1%)	MPD (mm)	PF kg (1%)	MPD (mm)	PF kg (1%)
	Width	Height										
A	13	16	110	2.70	110	16	150	5.60				
B	17	19.50	130	4.30	130	19	185	9.30	175	8.80	195	41.40
C	22	24.50	190*	7.90	165	38			220	13.60	245	47

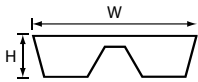
Ridge-Top			VPN-RT		VPNS-RT		VPF-RT		VPFS-RT		VM-RT	
Color			Green 26		Green 26		Beige		Beige		Red	
Hardness			88A/37D		88A/37D		88A/37D		88A/37D		90A/40D	
Temp. Range			-30°C to 60°C		-30°C to 60°C		-30°C to 60°C		-30°C to 60°C		-30°C to 60°C	
CoF (Steel)			0.38		0.38		0.38		0.38		0.45	
Certifications			No		No		Yes		Yes		Yes	
Inch size	Size (mm)		MPD (mm)	PF kg (1%)	MPD (mm)	PF kg (1%)	MPD (mm)	PF kg (1%)	MPD (mm)	PF kg (1%)	MPD (mm)	PF kg (1%)
	Width	Height										
A	13	16									160	11
B	17	19.50			205	46			205	46	195	17.80
C	22	24.50	235	14.30	258	52	235	14.30	250	52	285*	32.50

Y-Top



Y-Top			YPZ		YPN		YPF		YMF	
Color			Green 05		Green 26		Beige		Beige	
Hardness			86A/35D		88A/37D		88A/37D		90A/40D	
Temp. Range			-20° C to 50° C		-30° C to 60° C		-30° C to 60° C		-30° C to 60° C	
CoF (Steel)			0.40		0.38		0.38		0.45	
Certifications			No		No		Yes		Yes	
Inch size	Size (mm)		MPD (mm)	PF kg (1%)	MPD (mm)	PF kg (1%)	MPD (mm)	PF kg (1%)	MPD (mm)	PF kg (1%)
	Width	Height								
A	13	15					143	5.30	150	10
B	17	18.50	165	7.90	175	8.30	175	8.30	185	14.10
C	22	24.50	220	13.20	235	13.90	235	13.90	250	28.90

Double-V



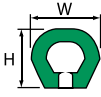
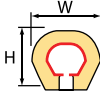
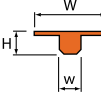
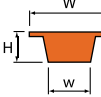
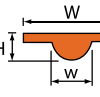
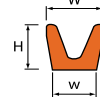
Double-V			DVL		DVLW		DVO		DVOS		DVM	
Color			Brown		White 16		Orange		Orange		Red	
Hardness			80A		80A		83A		83A		90A/40D	
Temp. Range			-40° C to 55° C		-40° C to 55° C		-40° C to 55° C		-40° C to 55° C		-30° C to 60° C	
CoF (Steel)			0.55		0.55		0.55		0.55		0.45	
Certifications			Yes		Yes		Yes		Yes		Yes	
Inch size	Size (mm)		MPD (mm)	PF kg (1%)	MPD (mm)	PF kg (0.5%)	MPD (mm)	PF kg (1%)	MPD (mm)	PF kg (0.5%)	MPD (mm)	PF kg (1%)
	Width	Height										
Z	24	6.80	45	2			45	2				
A	30	8	50	3.20	50	22	50	3.20	53	22	80	13.40

Index: MPD - Minimum Pulley Diameter - Measurements for **butt welding**. In case of overlap welding please check the MPD with your local distributor.

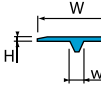
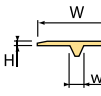
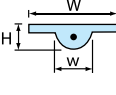
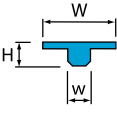
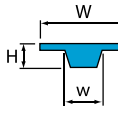
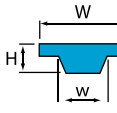
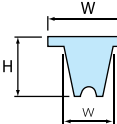
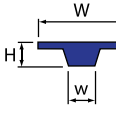
PF - Pull Force (Kg) at minimum pretention (%). | CoF - Coefficient of Friction for Smooth Surface.

Notes: *VL & VM - RT - Height 28.5mm.

Special Profiles

Products		SPN - 1000	SPF-MPI - 1002	TO - 9.5	TO 1/2	SO 3/4	UO - 9.5
Illustration							
Hardness		88A	88A	83A	83A	83A	83A
Color		Green 21	Beige/Red	Orange	Orange	Orange	Orange
Size (mm)	Top Width	15.70	15.70	9.50	12.70	19.20	9.50
	Height	13.60	13.60	3.80	5.50	5.50	8
	Bottom Width	NR	NR	3.10	8.35	8	7
MPD (mm)		NR	NR	30	38	35	50
Certifications		No	Yes	Yes	Yes	Yes	Yes

NR - Not Relevant

Products		TEMB - 25	SLW 3/4	TLB - 10	TLB - 15	TLB 1/2	TLW - 30*	TTB - 15
Illustration		 TEMW-25-IT 						
Hardness		90A	80A	80A	80A	80A	80A	72A
Color		Blue Beige	White 16	Blue	Blue	Blue	White 16	Blue 10
Size (mm)	Top Width	25	19.30	10	15	12.7	30 30	15
	Height	2.2	5.50	3.80	5	5.5	17 17	5
	Bottom Width	4	8	3.10	6.50	8.35	22 22	6.50
MPD (mm)		60	40	25	30	35	125 100*	27
Certifications		Yes	Yes	Yes	Yes	Yes	Yes	Yes

Notes: *TLW/30 - Cogged.










Guides

Products	CSB/CSC		VSB/VSC		CL/CLB/CLC			VL/VLB/VLC			CM	VM	CW	VW/VWB	
Shore Hardness	65A		65A		80A			80A			90A	90A	40D	40D	
Color	Blue	Clear	Blue	Clear	Brown	Blue	Clear	Brown	Blue	Clear	Red	Red	White	White	Blue
Cogged	Yes		No		Yes			No			Yes	No	Yes	No	
Certifications	Yes		Yes		Yes			Yes			Yes	Yes	Yes	Yes	
Compatible with	M/L Family Type Belts		M/L Family Type Belts		M/L Family Type Belts			M/L Family Type Belts			M/L Family Type Belts		H Family Type Belts	H Family Type Belts	

Size (mm)		Add To Base Belt Minimum Pulley Diameter (Normal Flex)													
Width	Height														
6	4	NA	15	NA	25	NA	NA	NA	NA	NA	NA	NA	NA	NA	NA
8	5.20	20	25	30	40	NA	60	NA	NA	NA	NA	NA	NA	60	NA
10	6	22	30	35	45	NA	65	NA	NA	NA	NA	NA	NA	70	NA
13	8	28	35	40	50	60	85	NA	NA	NA	NA	NA	NA	80	NA
17	11.50	40	50	60	75	85	115	85	115	85	115	85	115	110	110
20	12.50	NA	NA	NA	85	NA	125	NA	125	NA	125	NA	125	NA	NA
22	14.50	NA	65	75	100	110	145	110	145	110	145	110	145	150	150

Notes: CLB-not available in 22mm | CLC & CL - not available in 8mm & 22mm. | VWB - not available in 8mm,10mm, 20mm & 22mm. Special guides available for Low Temperature (LT), for Metal Detectable (MD) and for Hydrolysis & Chemical resistant (DR) belts.










Belt Coating Materials for the Food Industry

Products	GIB*-Blue17	MIB*-Blue17	MIB*-Blue17	FEIB*-Blue-17	FEMB-SP-Blue FEMW-SP-Beige	FELB-SP-Blue	FELB-IST-Blue
Illustration							
Description	Super Grip	Multi Grip	Wood Grip	High Grip	Spikes	Spikes	Saw Tooth
Hardness	62A	62A	62A	62A	95A	80A	80A
Size (mm)	Width*	50	50	70	1524	1524	1524
	Thickness	4	6	4	2, 2.5, 3	2, 2.5, 3**	2, 2.5, 3**
CoF (Stainless Steel)	0.98	1.08	1.05	0.95	0.25	0.45	0.45
Temperature Range	-20°C to 40°C -5°F to 140°F				-30°C to 70°C -20°F to 158°F		-40°C to 50°C -40°F to 120°F
Certifications	FDA/EU				FDA/USDA/EU		FDA/ EU

Note: *Width - Maximum available width. | * For dry use only. | ** Height of Spikes above the base belt is 2.8mm.

*** FELB-IST - Total belt thickness.

Belt Coating Materials

Products	GST - 4	MST - 6	GWG - 4	FEST	FSTF	FSTF - ST		FSTF - ST Strips		
Color	Green 05	Green 05	Green 05	Green 05	Green 21	Green 05	Green 21	Green 05	Green 21	
Illustration										
Description	Super Grip	Multi Grip	Wood Grip	High Grip	Foam**	Foam & High Grip Top		Foam & High Grip Strips		
Shore Hardness	65A	65A	65A	65A	65A	65A		65A		
Size (mm)	Width*	50	50	72	1524	Contact Volta		60		
	Thickness	4	6	3.75	2, 3	4, 6, 8, 10, 12		4		
CoF (Stainless Steel)	0.85	0.88	0.77	1.10	0.90	0.90		0.90/1.10		
Temperature Range	-40° C to 55° C / -40° F to 125° F									

Note: *Width - Maximum available width.

**Foam - Made from 65A shore material, actual hardness is lower. Check availability before placing an order.


“V” and Round profiles




Mini Pliers R - 8




F-51 Pliers



Easy Overlap Welding Tool



VLW-SG Profile



Welding with R-8 Mini Pliers



RO Profile



RW Profile



RL Profile



RMW Profile



CORPORATE
HEADQUARTERS
Sales and Manufacturing
sales@voltabelting.com

USA
Tel. +1 830 229 2384
voltaus@voltabelting.com

EUROPE
Tel. +31 546 580166
voltaeu@voltabelting.com

ASIA
Tel. +84 251 352 1967
voltaasia@voltabelting.com

